

FIXED TEMPERATURE DETECTOR

FDLJ SERIES

FEATURES

- Physical protector equipped
- Physical durability improved
- Easy installation screw holes
- Easy installation lead-wire tip soldering finish
- Sticker color indication for water proof type and non-water proof type
- 2-wire system
- Alarm response lamp (LED)
- Water proof type available
- Approved by Japan Fire Equipment Inspection Institute

DESCRIPTION

The FDLJ series fixed temperature heat detectors use bi-metal snap discs as heat sensing elements, which close the alarm contacts when ambient temperature has reached a pre-determined level of temperature. The detectors are automatically self-restoring after operation, when the ambient temperature falls below the operation temperature.

The FDLJ series heat detectors are equipped with the physical protectors which improved the detectors' durability much more than ever series detectors.

The screw holes of the detectors employ U-figure structure that makes the installation easy. In addition, all the tips of the lead wires are finished with soldering, that also makes the installation easy.

This series also includes water proof types, which are suitable for use in highly humid environments such as kitchen, bath room, and drying room.



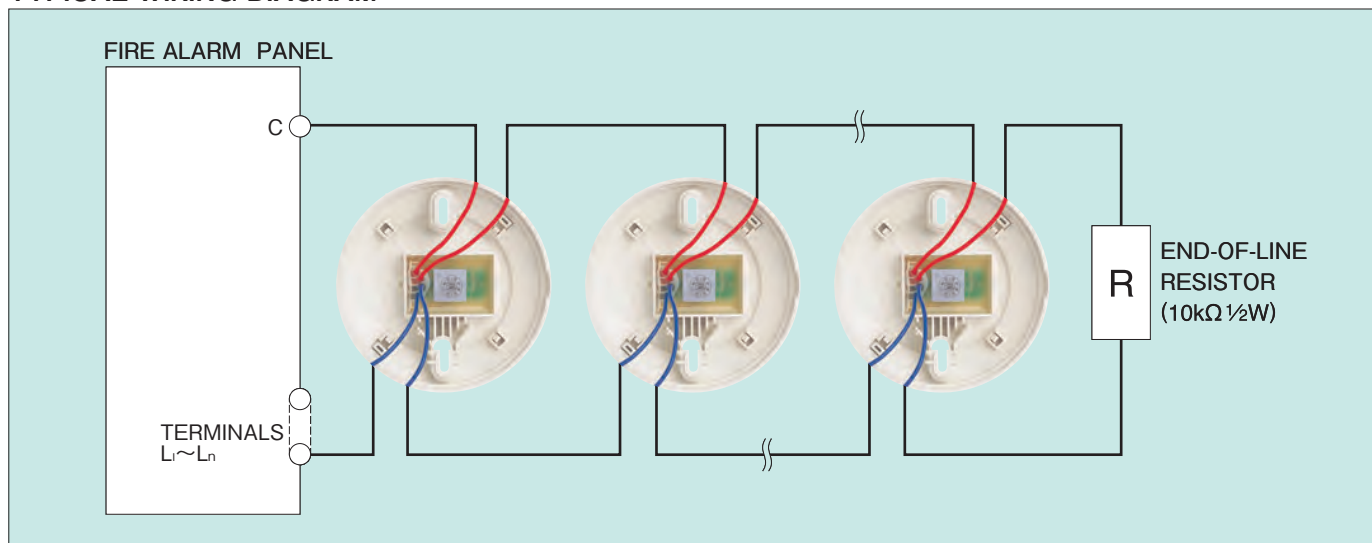
SPECIFICATIONS

Model No.	FDLJ906-D-65	FDLJ906-DW-65	FDLJ106-DW-X75	FDLJ106-DW-S75
TYPE	Standard	Water-proof		
ADDITIONAL CIRCUIT	None		with a remote indicator lamp circuit	with a dry contact circuit
SENSITIVITY	Special		Class 1	
RATED OPERATING TEMPERATURE	65°C		75°C	
SENSOR CONTACT RATING	30VDC, 75mA			30VDC, 62mA
DRY CONTACT RATING	None			50VDC, 0.1A
RESPONSE LAMP	Red LED			
AMBIENT TEMPERATURE	-10 to 45°C		-10 to 55°C	
MATERIALS	Heat receiving plate : Aluminum Main body : Polycarbonate resin			
WEIGHT	Approx.71g	Approx.82g	Approx.85g	

NOHMI BOSAI LTD.

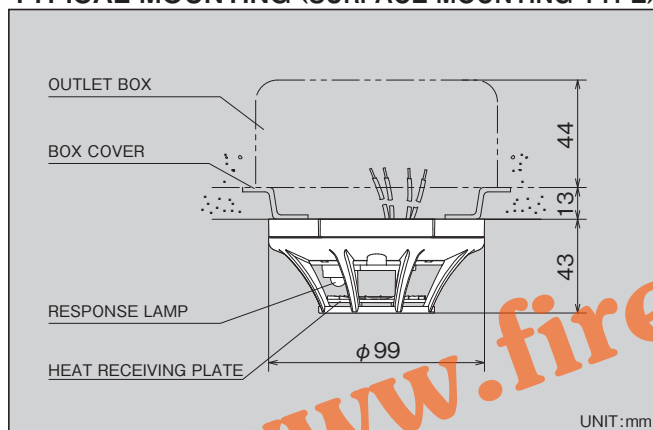
● HEAD OFFICE: 7-3, Kudan-Minami 4-chome, Chiyoda-ku, Tokyo 102-8277, Japan ● PHONE: (81) 3-3265-0231 ● FAX: (81) 3-3265-5348

TYPICAL WIRING DIAGRAM

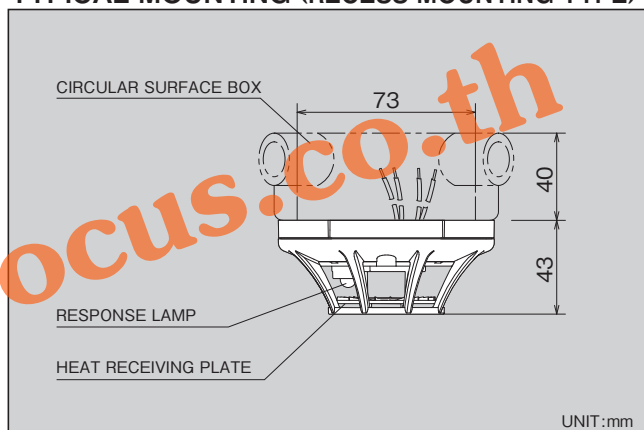


• Lead wire system • Maximum number of detectors to be connected : No limit. • External wire resistance : Less than 50 Ω /line

TYPICAL MOUNTING (SURFACE MOUNTING TYPE)



TYPICAL MOUNTING (RECESS MOUNTING TYPE)



COVERAGE AREA PER DETECTOR

Height between floor and mounting surface		Class Special	Class 1
Less than 4m	Fire-Resistant Building	70m ²	60m ²
	Other Building	40m ²	30m ²
4m~8m	Fire-Resistant Building	35m ²	30m ²
	Other Building	25m ²	15m ²

ORDERING INFORMATION

Model no.	SENSITIVITY	OPERATING TEMPERATURE	RESPONSE LAMP	WATER-PROOF	ADDITIONAL CIRCUITS	WEIGHT
FDLJ906-D-65	Special	65°C	○	—	None	71g
FDLJ106-D-75	Class 1	75°C	○	—		71g
FDLJ906-DW-65	Special	65°C	○	○		82g
FDLJ106-DW-75	Class 1	75°C	○	○		82g
FDLJ906-DW-N65	Special	65°C	—	○		80g
FDLJ106-DW-N75	Class 1	75°C	—	○	with a remote indicator lamp circuit	80g
FDLJ906-DW-X65	Special	65°C	○	○		85g
FDLJ106-DW-X75	Class 1	75°C	○	○	with a dry contact circuit	85g
FDLJ906-DW-S65	Special	65°C	○	○		85g
FDLJ106-DW-S75	Class 1	75°C	○	○		85g

- These instructions do not purport to cover all the details or variations in the equipment described, nor provide for every possible contingency to be met in connection with installation, operation and maintenance.
- Specifications are subject to change without notice. Contact Nohmi before relying on above specifications.
- Actual performance is based on proper application of the product by a qualified professional.
- Should further information be desired or should particular problems arise, which are not covered sufficiently for the purchaser's purposes, the matter should be referred to Nohmi or a distributor in your region.

NOHMI
NOHMI BOSAI LTD.

• HEAD OFFICE : 7-3, Kudan Minami 4-chome,
Chiyoda-ku, Tokyo 102-8277, Japan

• PHONE : (81)3-3265-0231

• F A X : (81)3-3265-5348

• U R L : <http://www.nohmi.co.jp/english/>

1004010-F-2914Y02