

RATE-OF-RISE HEAT DETECTOR FDPJ SERIES

FEATURES

- Conventional type
- 2-wire system
- Alarm response lamp(LED)
- Simple mounting
- Easy maintenance
- Low profile
- Available with or without remote testing mechanism
- Available with or without response lamp holding circuit
- Available with or without remote indicator lamp circuit
- Approved by Japan Fire Equipment Inspection Institute

DESCRIPTION

The FDPJ series rate-of-rise heat detectors operate on the pneumatic principle, i.e. the expansion of heated air in the air chamber, and respond to rapid rise in temperature caused by fire. A slow or gradual temperature rise as would result from a heating system in the building does not activate the detector because any moderate excess air is released into the atmosphere through the air vent. By the use of a common base, the FDPJ series rate-of-rise heat detectors are interchangeable with NOHMI smoke detectors (FDK series). This interchangeability enables optimum detector types to be chosen for protected areas in case of change in the use of the rooms. The detector is equipped with a response lamp by which it is possible to readily identify the alarming detector. This feature facilitates the functional check of the detector.

WITH SURFACE MOUNTING BASE



WITH RECESS MOUNTING BASE

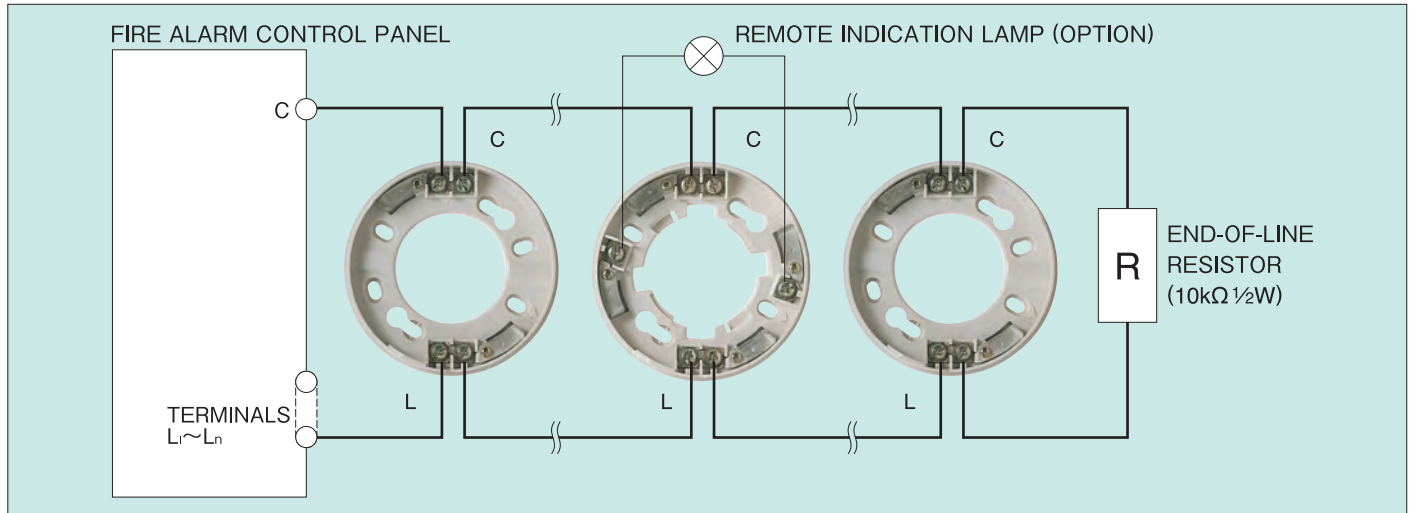


SPECIFICATIONS

MODEL NO.	FDPJ106-D	FDPJ206-D	FDPJ206-D-T	FDPJ206-D-M	FDPJ206-D-X
TYPE	Ordinary		w/Remote testing mechanism	w/Response lamp holding circuit	w/Remote indication circuit
SENSITIVITY	Class 1	Class 2			
RATED VOLTAGE AND CURRENT	30VDC, 75mA				
ALLOWABLE RANGE OF VOLTAGE	15V to 30VDC				
RESPONSE LAMP	LED (Red)				
AMBIENT TEMPERATURE	-10 to 50°C				
MATERIALS	Air chamber : Color steel sheet(Light gray) Base : Polycarbonate resin(Light gray)				
WEIGHT	Approx. 137g				Approx. 152g

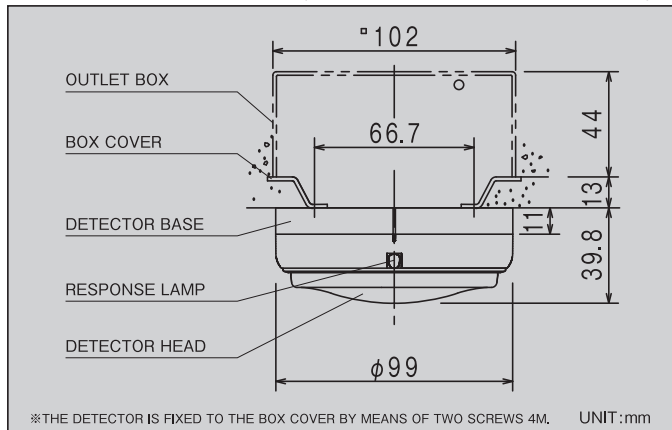
NOHMI BOSAI LTD.

TYPICAL WIRING DIAGRAM

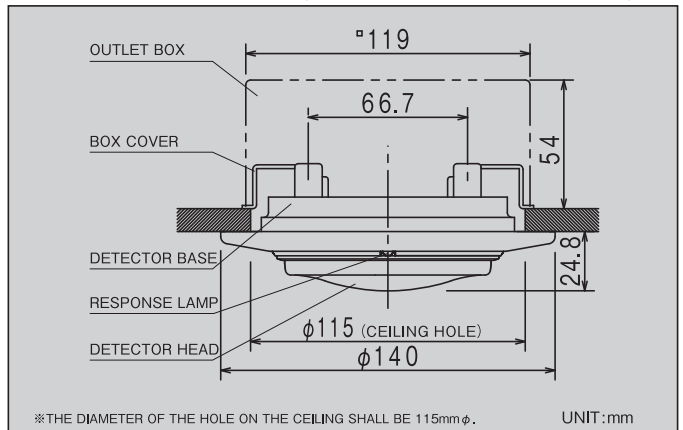


- Maximum number of detectors to be connected : No limit.
- External wire resistance : Less than 50Ω/line

TYPICAL MOUNTING (SURFACE MOUNTING TYPE)



TYPICAL MOUNTING (RECESS MOUNTING TYPE)



COVERAGE AREA PER DETECTOR

HEIGHT BETWEEN FLOOR AND MOUNTING SURFACE		CLASS 1	CLASS 2
Less than 4m	Fire-Resistant Building	90m ²	70m ²
	Other Building	50m ²	40m ²
4m~8m	Fire-Resistant Building	45m ²	35m ²
	Other Building	30m ²	25m ²

ORDERING INFORMATION

DETECTOR HEAD		SURFACE MOUNTING BASE		RECESS MOUNTING BASE	
Model	Type	Model	Type	Model	Type
FDPJ106-D	Ordinary, Class1	FZB013-2 FZB018-2	2 terminals (screw type) (Insertion type)	FZB060-2	2 terminals (Insertion type)
FDPJ206-D	Ordinary, Class 2				
FDPJ206-D-T	w/Remote testing mechanism, Class2				
FDPJ206-D-M	w/Response lamp holding circuit, Class2				
FDPJ206-D-X	w/Remote indication circuit, Class2	FZB013-4 FZB018-4	4 terminals (screw type) (Insertion type)	FZB060-4	4 terminals (Insertion type)

- These instructions do not purport to cover all the details or variations in the equipment described, nor provide for every possible contingency to be met in connection with installation, operation and maintenance.
- Specifications are subject to change without notice. Contact Nohmi before relying on above specifications.
- Actual performance is based on proper application of the product by a qualified professional.
- Should further information be desired or should particular problems arise, which are not covered sufficiently for the purchaser's purposes, the matter should be referred to Nohmi or a distributor in your region.

NOHMI
NOHMI BOSAI LTD.

● HEAD OFFICE : 7-3, Kudan Minami 4-chome,
Chiyoda-ku, Tokyo 102-8277, Japan

● PHONE : (81)3-3265-0231

● F A X : (81)3-3265-5348

● U R L : <http://www.nohmi.co.jp/english/>